






ألون بطاقة الرقم المناسب


		
6	4	5

		
2	1	3

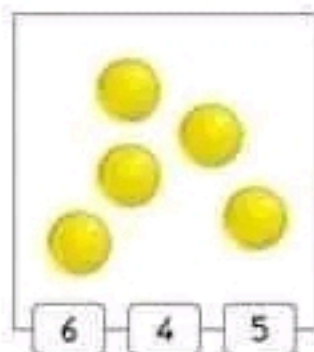




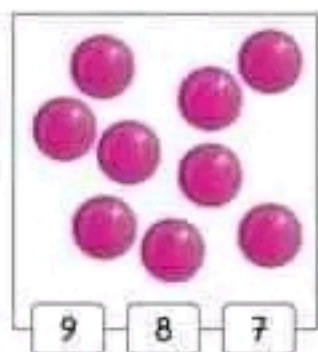

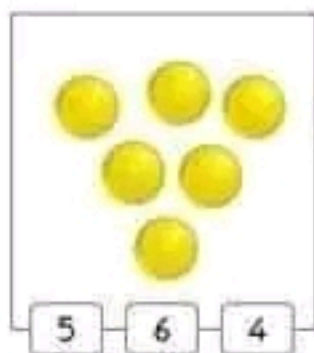
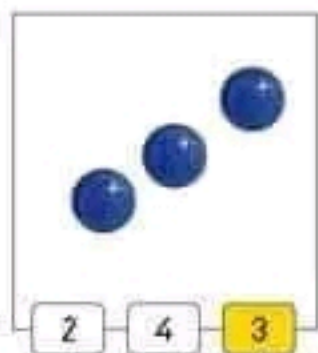
		
9	8	7

		
5	4	6


		
7	5	9

		
5	6	7









ألون بطاقة الرقم المناسب



أكتب الرقم المناسب



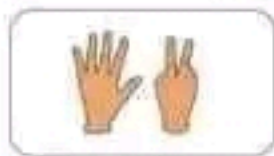
2



أكمل الربط



- | |
|---|
| 4 |
| 5 |
| 6 |
| 7 |
| 8 |
| 9 |



أكمل بالرقم المناسب

1 □ 3 4 □ 6 7 8 □ 10

1 2 □ 4 5 □ 7 8 9 □

□ 2 3 □ 5 6 7 □ 9 10

1 □ 3 4 □ 6 7 □ 9 10

□ 9 8 7 6 □ 4 3 2 □

10 9 □ 7 6 5 □ 3 □ 1



10 □ 8 7 □ 5 4 □ 2 1

10 9 8 7 □ 5 □ 3 2 □




3. أكمل كتاب الأعداد على الشريط العددي

.	2	.	.	5	.	7	.	9	.
---	---	---	---	---	---	---	---	---	---


4. أعدّ و أكتب العدد المناسب في الخانة




5. أرسم قريصات داخل كل حيز.




انجز العمليات الآتية



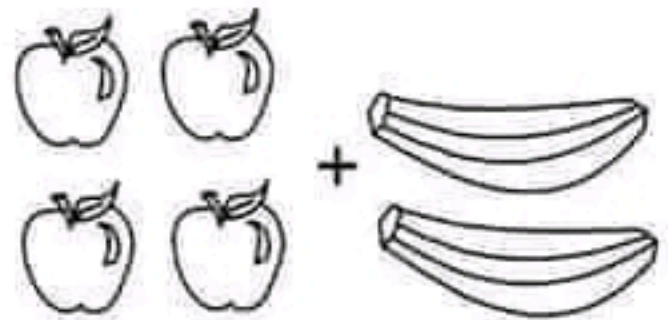
$$3 + 3 = \square$$



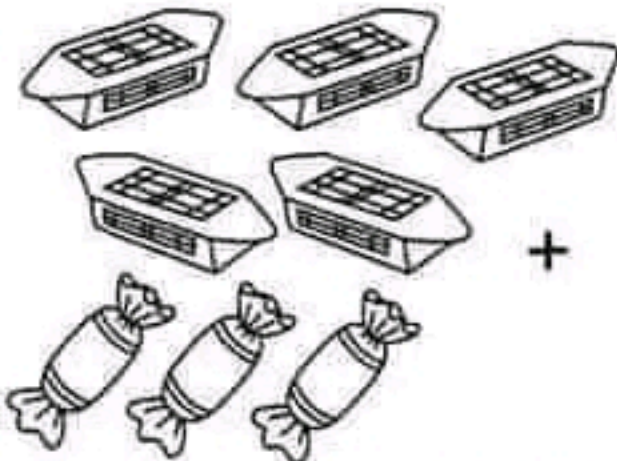
$$4 + 2 = \square$$



$$5 + 4 = \square$$



$$4 + 2 = \square$$



$$5 + 3 = \square$$



$$5 + 5 = \square$$