

# أَكْرَبُ الْأَخْطِ

عَالَمُ الْحُرُوفِ



											الإسم :
											اللقب :
											القسم :
											السنة الدراسية :
20			/	20							



# الْحُرُوفُ الْأَبْجَدِيَّةُ

أ

ب ت ث ج ح

خ د ذ ر ز

س ش ص ض ط

ظ ع غ ف ق

ك ل م ن هـ

و ي




Handwriting practice for the letter 'ا' (Alif) and the word 'أرنب' (Ar-nab). The page features a grid with a red vertical line on the right. On the left side, there are four rows of red dots for starting points. The grid contains several instances of the letter 'ا' and the word 'أرنب' written in light gray for tracing. On the right side, there are four rows of red dots, and the word 'أرنب' is written in black with red dots for tracing.



Handwriting practice for the letter 'ب' (Ba) and the word 'بطة' (Bata). The page features a grid with a red vertical line on the right. On the left side, there are four rows of red dots for starting points. The grid contains several instances of the letter 'ب' and the word 'بطة' written in light gray for tracing. On the right side, there are four rows of red dots, and the word 'بطة' is written in black with red dots for tracing.



.	ت	ت	ت	توت
.	ت	ت	ت	توت
.	ت	ت	ت	توت
.	ت	ت	ت	توت



.	ت	ت	ت	تغلب
.	ت	ت	ت	تغلب
.	ت	ت	ت	تغلب
.	ت	ت	ت	تغلب




•	ج	ج	ج	ج
•	ج	ج	ج	ج
•	ج	ج	ج	ج
•	جَزِيرَةٌ	جَزِيرَةٌ	جَزِيرَةٌ	جَزِيرَةٌ



•	ح	ح	ح	ح
•	ح	ح	ح	ح
•	ح	ح	ح	ح
•	حَصَانٌ	حَصَانٌ	حَصَانٌ	حَصَانٌ



•	خ	خ	خ	خ
•	خ	خ	خ	خ
•	خ	خ	خ	خ
•	خَيْمَةٌ	خَيْمَةٌ	خَيْمَةٌ	خَيْمَةٌ



•	د	د	د	د
•	د	د	د	د
•	د	د	د	د
•	دُفَيْنٌ	دُفَيْنٌ	دُفَيْنٌ	دُفَيْنٌ



•	ذ	ذ	ذ	ذ
•	ذ	ذ	ذ	ذ
•	ذ	ذ	ذ	ذ
•	ذبابه	ذبابه	ذبابه	ذبابه



•	ر	ر	ر	ر
•	ر	ر	ر	ر
•	ر	ر	ر	ر
•	رمانه	رمانه	رمانه	رمانه





•	ز	ز	ز	ز
•	ز	ز	ز	ز
•	ز	ز	ز	ز
•	زَيْتُون	زَيْتُون	زَيْتُون	زَيْتُون



•	س	س	س	س
•	س	س	س	س
•	س	س	س	س
•	سَيَّارَةٌ	سَيَّارَةٌ	سَيَّارَةٌ	سَيَّارَةٌ



ش

ش

ش

ش

ش

ش

ش

ش

ش

ش

ش

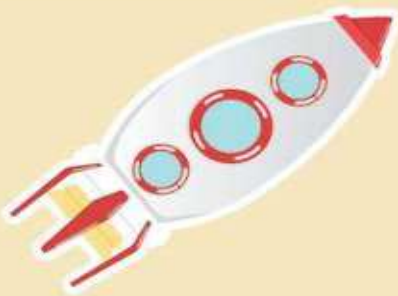
ش

شَجَرَةٌ

شَجَرَةٌ

شَجَرَةٌ

شَجَرَةٌ



ص

ص

ص

ص

ص

ص

ص

ص

ص

ص

ص

ص

صَارُوحٌ

صَارُوحٌ

صَارُوحٌ

صَارُوحٌ



ض

ض

ض

ض

ض

ض

ض

ض

ض

ض

ض

ض

ضفدع

ضفدع

ضفدع

ضفدع



ط

ط

ط

ط

ط

ط

ط

ط

ط

ط

ط

ط

طائرة

طائرة

طائرة

طائرة



ظ	ظ	ظ	ظ
ظ	ظ	ظ	ظ
ظ	ظ	ظ	ظ
ظبي	ظبي	ظبي	ظبي



ع	ع	ع	ع
ع	ع	ع	ع
ع	ع	ع	ع
عنب	عنب	عنب	عنب



Tracing practice for the letter 'غ' (Ghayn):

Row 1: Three faint 'غ' characters with directional arrows.

Row 2: Three faint 'غ' characters with directional arrows.

Row 3: Three faint 'غ' characters with directional arrows.

Row 4: Three faint 'غ' characters with directional arrows.

Tracing practice for the word 'غُرَابٌ':

Row 1: Faint 'غ' with directional arrows.

Row 2: Faint 'ر' with directional arrows.

Row 3: Faint 'أ' with directional arrows.

Row 4: Faint 'ب' with directional arrows.

Row 5: Faint 'غُرَابٌ' with directional arrows.



Tracing practice for the letter 'ف' (Fay):

Row 1: Three faint 'ف' characters with directional arrows.

Row 2: Three faint 'ف' characters with directional arrows.

Row 3: Three faint 'ف' characters with directional arrows.

Row 4: Three faint 'ف' characters with directional arrows.

Tracing practice for the word 'فَرَّاشَةٌ':

Row 1: Faint 'ف' with directional arrows.

Row 2: Faint 'رّ' with directional arrows.

Row 3: Faint 'اش' with directional arrows.

Row 4: Faint 'ة' with directional arrows.

Row 5: Faint 'فَرَّاشَةٌ' with directional arrows.



Handwriting practice for the letter 'ق' (Qaf). The page is divided into three horizontal sections. The top section contains four rows of a grid with a red dot indicating the starting point for writing. The middle section contains three rows of the letter 'ق' written in a light grey font, with small arrows and numbers (1, 2, 3) indicating the stroke order. The bottom section contains a single row with the word 'قطة' (Qat'a) written in red and black, with small arrows and numbers indicating the stroke order.




Handwriting practice for the letter 'ك' (Kaf). The page is divided into three horizontal sections. The top section contains four rows of a grid with a red dot indicating the starting point for writing. The middle section contains three rows of the letter 'ك' written in a light grey font, with small arrows and numbers (1, 2, 3) indicating the stroke order. The bottom section contains a single row with the word 'كرة' (Kura) written in red and black, with small arrows and numbers indicating the stroke order.



•	ل	ل	ل	ل
•	ل	ل	ل	ل
•	ل	ل	ل	ل
•	لَيْمُونَةٌ	لَيْمُونَةٌ	لَيْمُونَةٌ	لَيْمُونَةٌ



•	م	م	م	م
•	م	م	م	م
•	م	م	م	م
•	مَنْزِلٌ	مَنْزِلٌ	مَنْزِلٌ	مَنْزِلٌ



Handwriting practice for the letter 'ن' (Nun) and the word 'نمر' (Nimar). The page is divided into two sections by a vertical red line. The left section contains three columns of tracing exercises. Each column has four rows: the first row has a red dot on the left margin; the second row has a dashed 'ن' with a red starting dot and a blue arrow; the third row has a dashed 'ن' with a red starting dot and a blue arrow; the fourth row has a dashed 'نمر' with a red starting dot and a blue arrow. The right section contains one column with four rows: the first row has a dashed 'ن' with a red starting dot and a blue arrow; the second row has a dashed 'ن' with a red starting dot and a blue arrow; the third row has a dashed 'ن' with a red starting dot and a blue arrow; the fourth row has a dashed 'نمر' with a red starting dot and a blue arrow.



Handwriting practice for the letter 'ه' (Ha) and the word 'هاتف' (Hاتف). The page is divided into two sections by a vertical red line. The left section contains three columns of tracing exercises. Each column has four rows: the first row has a red dot on the left margin; the second row has a dashed 'ه' with a red starting dot and a blue arrow; the third row has a dashed 'ه' with a red starting dot and a blue arrow; the fourth row has a dashed 'هاتف' with a red starting dot and a blue arrow. The right section contains one column with four rows: the first row has a dashed 'ه' with a red starting dot and a blue arrow; the second row has a dashed 'ه' with a red starting dot and a blue arrow; the third row has a dashed 'ه' with a red starting dot and a blue arrow; the fourth row has a dashed 'هاتف' with a red starting dot and a blue arrow.





.	و	و	و	و
.	و	و	و	و
.	و	و	و	و
.	وَرْدَةٌ	وَرْدَةٌ	وَرْدَةٌ	وَرْدَةٌ



.	ي	ي	ي	ي
.	ي	ي	ي	ي
.	ي	ي	ي	ي
.	يَقِطِينَةٌ	يَقِطِينَةٌ	يَقِطِينَةٌ	يَقِطِينَةٌ

# كِرَاسُ الْخَطِّ

عَالَمُ الحُرُوفِ



كِرَاسُ الْخَطِّ

صنعت من طرف مطبعة محمد مكتبة السلطان أوفيس  
طريق الأزهراء رقم 90 وادي الجزائر

صنع في الجزائر

CODE : 2455



6 132128 601921

 Al Sultan  
OFFICE